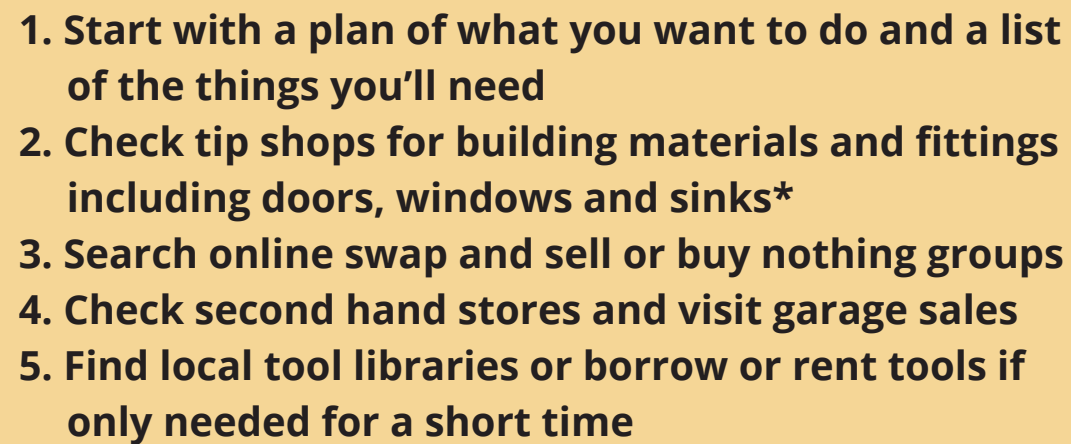



# 16 Ways to Reduce Waste in Home DIY Projects



- 
1. Start with a plan of what you want to do and a list of the things you'll need
  2. Check tip shops for building materials and fittings including doors, windows and sinks\*
  3. Search online swap and sell or buy nothing groups
  4. Check second hand stores and visit garage sales
  5. Find local tool libraries or borrow or rent tools if only needed for a short time



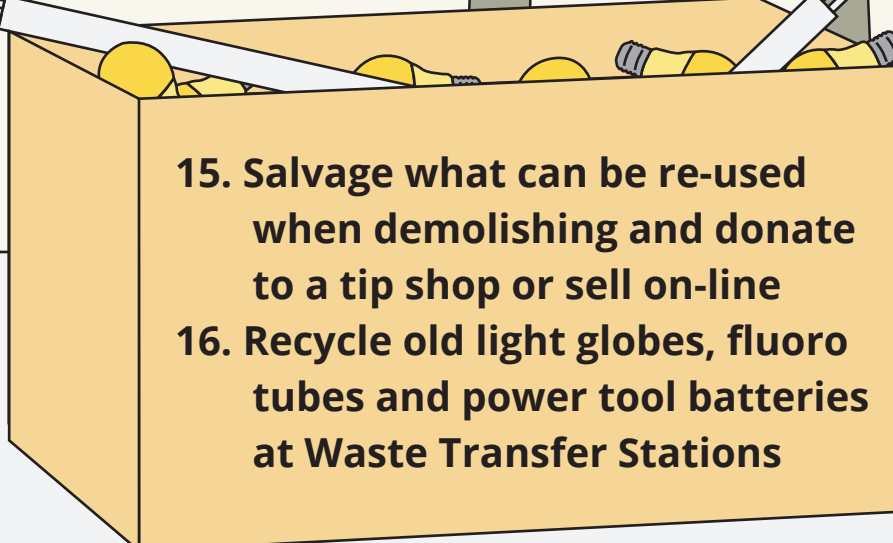
10. Repair and restore existing items rather than buying new
11. Upcycle existing items into new uses
12. Salvage steel, copper, aluminium and other metal for recycling at the Waste Transfer Station scrap metal collection

13. Sort your load before going to the Waste Transfer Station to keep recyclables out of landfill
14. Consider using material made from recycled content such as decking boards made from recycled soft plastics, and insulation made from recycled glass or wool

- 
6. Keep unused paint for future use or take to Waste Transfer Stations for safe disposal



7. Use old sheets and towels for drop cloths
8. Cut up old clothes or towels to use as cleaning wipes
9. Use scrap textiles to make a rag rug or as filling in bolster pillows and floor cushions

- 
15. Salvage what can be re-used when demolishing and donate to a tip shop or sell on-line
  16. Recycle old light globes, fluoro tubes and power tool batteries at Waste Transfer Stations